



LED DOWNLIGHT 10W - SERIES I1  
PRODUCT INDOOR & OUTDOOR



# LED DOWNLIGHT 10W

## SPECIFICATION



## SPECIFICATION

- Order Code: DI1010
- Input Voltage: 24Vdc, 220Vac, Dimmable
- Dimension: Ø80xH80 mm
- Chip LED: CREE
- Power consumption: 10W
- Luminous Flux: 900Lm at 3000K, 10W, CRI>90, 36°
- Material: Aluminium
- Efficiency: 90%
- Environment temperature: from -30° to 60°C
- Color[CRI]: 3000K, 4000K, 5000K
- CRI: >90
- Beam angle: 12° 25° 36° 50°
- IP Rating: IP65
- Life time: 50.000 hours
- Control: ON/OFF, 0 - 10V, DALI, DMX
- Standards:
  - + RoHS; EMC protection
  - + IEC 62031LED
  - + IEC 60598 Luminaires



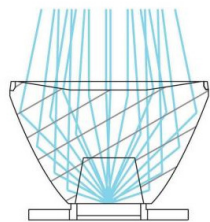
# LED DOWNLIGHT 10W

## TECHNICAL DETAILS


### TECHNICAL DETAILS



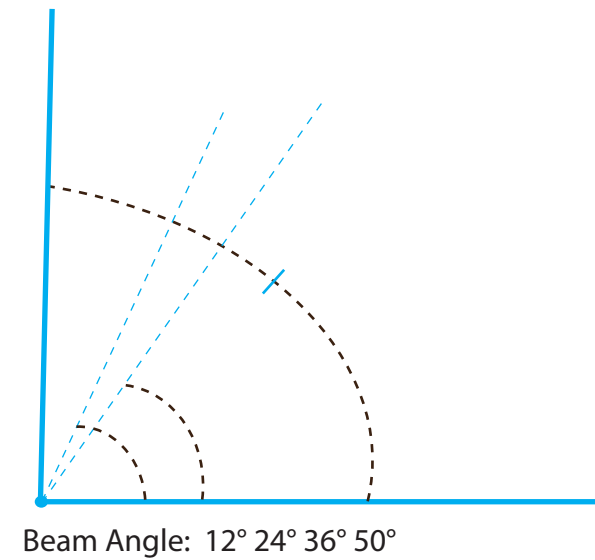
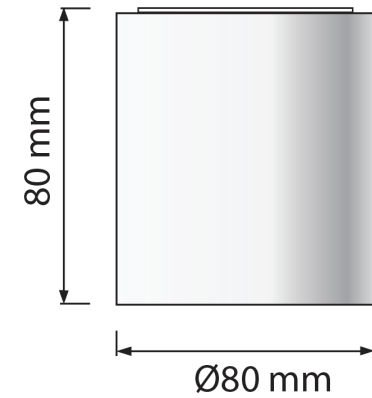
### Legace



### Select Color XX



## DIMENSIONS

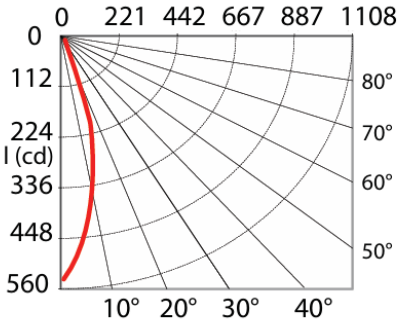


# LED DOWNLIGHT 10W

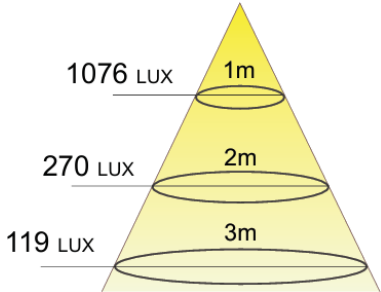
## SPECIFICATION

10W 3000K

PHOTOMETRIC CURVE



BEAM 36° AMPLITUDE DIAGRAM



## INSTALLATION



# LED DOWNLIGHT 10W- Applications



INDOOR



OFFICE



HOTEL/RESTAURANT



# LED DOWNLIGHT 10W - Applications





THANKS FOR YOUR  
**ATTENTION**